

Instructions for use

1. Application

Disposable grasping forceps are an important and frequently used tool in the diagnosis and therapy of the alimentary canal. They are used to grasp and smash e.g., foreign bodies from the gastrointestinal tract, remove polyps, such as large intestine polyps, coins or fishbone. The exact type of the grasping forceps is to be selected depending on the purpose. Types are e.g.:

- Rat Tooth type: RG models
- Rat Tooth with Alligator type: RAG models
- Pelican type: PG models
- Alligator type: AG models
- 3-Prong type: TP models
- 3-Prong Hook type: TP-H models
- 5-Prong type: FP models
- 5-Prong Hook type: FP-H models
- 2-Prong type: DP models
- Fold Angular Basket type, Stainless Steel: BS models
- Basket without Tip type, Nitinol: UB and BM models
- Spirality Basket type, Nitinol: U2B and B2M models
- Spirality Basket type, Stainless Steel: B3S models –
- ERCP Basket Type, BS21-1 and BS21-2 models
- Snare with bag type: SN models
- Cold snare: CS models

Table 1: Model list:

No.	Product Name	Model Name
1	Disposable Grasping Forceps (Rat Tooth Type)	EA-S18RG10 EA-S18RG12 EA-S18RG15 EA-S18RG16 EA-S24RG16 EA-S24RG18 EA-S24RG21 EA-S24RG23
2	Disposable Grasping Forceps (Rat Tooth with Alligator Type)	EA-S18RAG10 EA-S18RAG12 EA-S18RAG15 EA-S18RAG16 EA-S24RAG16 EA-S24RAG18 EA-S24RAG21 EA-S24RAG23
3	Disposable Grasping Forceps (Pelican Type)	EA-S18PG10 EA-S18PG12 EA-S18PG15 EA-S18PG16 EA-S24PG16 EA-S24PG18 EA-S24PG21 EA-S24PG23
4	Disposable Grasping Forceps (Alligator Type)	EA-S18AG10 EA-S18AG12 EA-S18AG15 EA-S18AG16 EA-S24AG16 EA-S24AG18 EA-S24AG21 EA-S24AG23
5	Disposable Grasping Forceps (3-Prong Type)	EA-S18TP07 EA-S18TP10 EA-S18TP12 EA-S18TP15 EA-S24TP16 EA-S24TP17 EA-S24TP18 EA-S24TP21 EA-S24TP23

6	Disposable Grasping Forceps (3-Prong Hook Type)	EA-S18TP07H EA-S18TP10H EA-S18TP12H EA-S18TP15H EA-S24TP16H EA-S24TP17H EA-S24TP18H EA-S24TP21H EA-S24TP23H
7	Disposable Grasping Forceps (5-Prong Type)	EA-S18FP07 EA-S18FP10 EA-S18FP12 EA-S18FP15 EA-S24FP16 EA-S24FP17 EA-S24FP18 EA-S24FP21 EA-S24FP23
8	Disposable Grasping Forceps (5-Prong Hook Type)	EA-S18FP07H EA-S18FP10H EA-S18FP12H EA-S18FP15H EA-S24FP16H EA-S24FP17H EA-S24FP18H EA-S24FP21H EA-S24FP23H
9	Disposable Grasping Forceps (2-Prong Type)	EA-S24DP16 EA-S24DP17 EA-S24DP21 EA-S24DP23
10	Disposable Grasping Forceps (Fold Angular Basket Type, Stainless Steel)	EA-S18BS07 EA-S18BS10 EA-S18BS12 EA-S18BS16 EA-S18BS19 EA-S18BS25 EA-S24BS15 EA-S24BS17 EA-S24BS19 EA-S24BS21 EA-S24BS23
11	Disposable Grasping Forceps (Basket Without Tip Type, Nitinol)	EA-S10UB07 EA-S10UB10 EA-S10UB12 EA-S18BM07 EA-S18BM10 EA-S18BM12 EA-S18BM16 EA-S18BM19 EA-S18BM25 EA-S24BM15 EA-S24BM16 EA-S24BM17 EA-S24BM19 EA-S24BM21 EA-S24BM23
12	Disposable Grasping Forceps (Spirality Basket Type, Nitinol)	EA-S10U2B07 EA-S10U2B10 EA-S10U2B12 EA-S18B2M07 EA-S18B2M10 EA-S18B2M16 EA-S18B2M19 EA-S18B2M25 EA-S24B2M15 EA-S24B2M17 EA-S24B2M19 EA-S24B2M21 EA-S24B2M23

Instructions for use

13	Disposable Grasping Forceps (ERCP Basket Type)	EA-S24BS21-1 EA-S24BS21-2
14	Disposable Grasping Forceps (Snare with bag Type)	EA-S18SN10 EA-S18SN12 EA-S18SN15 EA-S24SN16 EA-S24SN18 EA-S24SN21 EA-S24SN23
15	Disposable Cold Snares	EA-S18CS1010 EA-S18CS1015 EA-S18CS1210 EA-S18CS1215 EA-S18CS1510 EA-S18CS1515 EA-S18CS1610 EA-S18CS1615 EA-S18CS2510 EA-S18CS2515 EA-S24CS1610 EA-S24CS1615 EA-S24CS1810 EA-S24CS1815 EA-S24CS2110 EA-S24CS2115 EA-S24CS2310 EA-S24CS2315

The grasping forceps must only be used with an endoscope!
These instruments are not designed for other applications!
Damaged instruments must not be used!

These instructions are intended to assist the user in using the device as intended, to describe its use and thus provide a higher degree of safety for the patient.

2. Design

Endoaccess GmbH supplies various designs of disposable grasping forceps for various applications. Information on the range of sizes available may be obtained directly from us.

3. Before use

Please read these instructions carefully before using the grasping forceps. The functional principles and handling must be completely understood. In addition, the user must inspect the instrument for defects and damages after removing it from the packaging. If damages or defects are detected in this inspection, the instrument must not be used on the patient and must immediately be returned to Endoaccess GmbH for inspection by an expert.

Please note that you do not need to exert much force on the handle in order to carry out the procedure. The amount of strength to be used is the equivalent of a gentle handshake.

Supplied sterile!

Check for damages before use!

Do not use in case of damages detected!

For single use only!

4. Warnings and Cautions

- Keep away from moisture
- In the event of inadequate sterilization due to reuse or reprocessing of the product or intolerance to a product component, infection or injury to the patient may occur. For single use only.
- After use, dispose of products and packaging in accordance with hospital, administrative and/or local government policies
- The size of 2.4 mm products requires an endoscope with a minimum working channel of 2.8 mm. The size 1.8 mm products require an endoscope with a minimum working channel of 2.0 mm

5. Contraindication

- Only to be used by trained and specialized surgeons
- Do not use this device should the procedure endanger the patient's life.
- Avoid any of unsafe situations for the patient while using this device.

6. Handling

6.1. Introducing the grasping forceps into the endoscope.

Grasping forceps must only be introduced into the operating channel of the endoscope with **forceps jaws closed**. For this, appropriate diameters of the forceps and operating channels must be considered (see Product Catalogue).

6.2. Intended use

The disposable grasping forceps, grippers and baskets are used to remove foreign bodies from the human body. They are used to grasp and smash e.g., foreign bodies from the gastrointestinal tract, remove polyps, such as large intestine polyps, coins or fishbone.

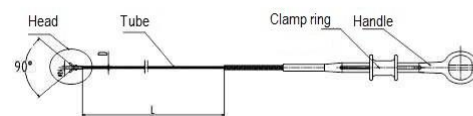
The patient populations: for adults only.

6.3 Product structure

The disposable grasping forceps is composed of head, tube and handle. Different head types are available. Please select accordingly.

Please see figure 1.

Figure1: Components



Material:

No.	Product components	Material	Body contact
1	Head	Stainless steel or Nitinol (only selected basket types)	Yes
2	Tube	Inner: Stainless steel wire Outer: PTFE	No Yes
3	Bend protection	PTFE	No
4	Handle	ABS	No

6.4. Operation and principle

- Position the distal end of the instrument in front of the foreign body.
- Push the movable part of the handle forward until the instrument is completely open.
- Now slide the distal end onto the foreign body and close the instrument by pulling back the movable part of the handle.
- Carefully remove the instrument and the foreign body, with branches closed from the endoscope

7. Instructions for Storage

During storage, the forceps must have a minimum diameter of 20 cm when coiled

Do not place any objects on top of the instrument or its packaging!

Do not store near aggressive chemicals!

Do not expose to direct or indirect sunlight, to other UV rays or to X-ray radiation!

Improper storage voids all warranty claims.

8. Sterilization

Disposable grasping forceps are delivered sterilized by ETO gas.

Do not re-sterilize

For single use only!

9. Period of sterilization validity is three years

10. User

The user of the instruments of Endoaccess GmbH must be specialized in the field of endoscopy. He/She should have special training in handling and reprocessing of flexible endoscopy instruments.

Instructions for use

11. Dispatches for repair and claims

In the interest of our employees' health, only sterilized or disinfected instruments will be accepted as returns. They should be labelled as such; otherwise, they cannot be handled further.














12. Legal foundation

The Law of the European Union is applied

13. Product Support


In case of questions or difficulties concerning our instruments please contact your distributor or Endoaccess GmbH directly during regular working hours.
Address: Endoaccess GmbH, Feldriethe 1, 30826 Garbsen, Germany

14. Symbols

	Do not reuse		EO-Gas sterilized
	Expiration date		Lot number
	Manufacturer		Date of manufacture
	Keep dry		Do not use if package is damaged
	Give attention to IFU		Product code
	Do not re-sterilize		Do not expose to direct sunlight
	Medical Device		

15. Disposal

After use, dispose the instrument and packaging according to the regulations of the hospital, or local waste law!

 Address: Endoaccess GmbH, Feldriethe 1, 30826 Garbsen, Germany
Tel: +49 5131 4422 60 Fax: +49 5131 4422 622
info@endoaccess.de www.emdoaccess.de

