

Instructions for use

1. Intended Use

The flexible disposable cytology brush consists of brush head, tube, bend protection and handle.

Disposable cytology brushes are intended to take tissue samples for cytological examination.

The instruments can only be used under an endoscope.

These instruments are not meant for any other purpose!

Do not operate with damaged instruments!

This manual should only be an aid to help the user to correctly use disposable cytology brushes to guarantee safe procedures and avoid unnecessary risks for the patients.

2. Types

Endoaccess GmbH offers single-use Cytology Brush in two different designs, lengths and diameters for different types of endoscopes.

Further information regarding the different types and offers can be obtained from the main catalog of Endoaccess GmbH.

No	Product Name	Model Name	Size
1	Disposable Cytology Brush	EA-S18CB10	Φ1.8×1000mm
		EA-S18CB12	Φ1.8×1200mm
		EA-S18CB15	Φ1.8×1500mm
		EA-S24CB16	Φ2.4×1600mm
		EA-S24CB17	Φ2.4×1700mm
		EA-S24CB18	Φ2.4×1800mm
		EA-S24CB21	Φ2.4×2100mm
2	Disposable ERCP Cytology Brush (Double Lumen)	EA-S24CB23	Φ2.4×2300mm
		EA-S24CB21-2	Φ2.4×2100mm



3. Key material

Template 1 key material of disposable cytology brush

No.	Product components	Material	Materials of body contact (Yes/No)
1	Head	Stainless steel with Nylon	Yes
2	Tube	Inner: stainless steel	No
		Out: PTFE	Yes
3	Bend protection	PTFE	No
4	Handle	ABS	No

4. Before use

Please read carefully and follow all safety operating instructions and warnings information before first application of the device.

A previous knowledge regarding handling and operation is required and essential. Unpack the instrument carefully and examine the devices for any possibility of damage.

In case of any damage or missing items contact your distributor immediately.

Disposable cytology brushes are supplied sterile.

Inspect for damages before use.

Only to be used if undamaged!

For single use only

Disposable Cytology Brush

5. Cautions

- Keep away from moisture
- Refer to package label for minimum channel size required for this device.
- In the event of inadequate sterilization due to reuse or reprocessing of the product or intolerance to a product component, infection or injury to the patient may occur.
- After use, dispose of products and packaging in accordance with hospital, administrative and/or local government policies.
- Do not use the device if the packaging or the surface of the device is damaged

6. Contraindication

- To be used only by professional surgeons
- Do not use this device on patients if the surgery might for any reason endanger the patient's life
- As far as possible avoid any of unsafe situations for patients while using this device.

7. Operation

7.1. Insertion:

Retract the brush completely into the Teflon tube before inserting into the operating channel. Please observe the compatibility between the cytology brush's tube and the endoscope's working channel diameter (see catalogue).

7.2 Avoid bending:

- Extend the brush completely by pushing the handle
- Place the brush in front of the tissue to be sampled
- Retract the brush completely into the tube by pulling the handle

8. Sterilization

Disposable cytology brushes are delivered sterilized by ETO gas. For single use only. To be disposed of after use according to hospital guidelines.

9. Period of validity of sterilization is three years

10. Storage

Products are not to be stored under heavy pressure to avoid deformation.

- Store in clean and dry environment
- Avoid direct sunlight

Do not put any objects onto the instrument or its package!

Do not store the instruments near any aggressive chemicals!

Do not expose the instruments to direct or indirect sunlight or other ultra-violet rays!

Improper storage voids all warranty claims.

11. User

The users of instruments of Endoaccess GmbH must be specialists in their fields. An appropriate and specific training for preparation, care and maintenance of the flexible instruments is required

12. Repairing and complaints

Disposable devices are

- are not to be used if sterilization validity date has exceeded
- not to be repaired

13. Legal Foundation














The Law of the European Union is applied.

Instructions for use

14. Product Support

In case of questions or difficulties concerning our instruments please contact the local distributors or the **Endoaccess GmbH** directly during regular working hours.
Address: Feldriethe 1, 30826 Garbsen, Germany
Phone +49 5131 4422 610, Fax +49 5131 4422 622

15. Symbols

	Do not reuse		EO-Gas sterilized
	Expiration date		Lot number
	Manufacturer		Date of manufacture
	keep dry		Do not use if package is damaged
	Give attention to the IfU		Product code
	Do not resterilize		Do not expose to direct sunlight
	Medical Device		

Disposable Cytology Brush

16. Disposal

After use, dispose the instrument and packaging according to the regulations of the hospital, or local waste law!

 0123



Endoaccess GmbH, Feldriethe 1, 30826 Garbsen, Germany
Phone +49 5131 4422 610, Fax +49 5131 4422 622
info@endoaccess.de www.endoaccess.de

