

Instructions for use

1. Intended Use

Bite Blocks are used to prevent the patient from biting down on the endoscope during gastroscopy therapy.

This instruction manual aims to help the user to use the Bite Blocks appropriately and prevent damage to the endoscope. For single use only.

2. Design

Endoaccess GmbH supplies various designs of bite blocks.

Information on the different sizes available may be obtained directly from us.

3. Before use

Please read the instructions and warnings thoroughly before the initial use. Previous knowledge of handling and operation are vital and necessary. Remove the packaging carefully and inspect the product thoroughly for possible defects and damages. In the case of damages or missing parts please contact to **Endoaccess GmbH** or your local dealer immediately.

The instruments are supplied non-sterile! Inspect the product and packaging for possible defects and damages! Only undamaged products may be used. The product is intended for single use only.

4. Types

Endoaccess GmbH offers different models of bite blocks.

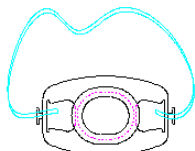
Table 1: List of Bite block models

No.	Model Name	Model spec.
1	Disposable Bite Block, with strap, for adults	EA-SBBW
2	Disposable Bite Block, without strap, for adults	EA-SBB
3	Disposable Bite Block. With strap, for children	EA-SBBK
4	Disposable Bite Block, without strap, for adults, no teeth	EA-SBB-N
5	Disposable Bite Block, with strap, for children, no teeth	EA-SBBK-N

Please refer to the Endoaccess GmbH main catalogue for further reference.

4.1 Products drawing

The bite block consists of two parts, viz. the bite block itself and the strap (models with strap). Please see figure 1 and table 1.



No.	Product Components	Material	Body contact (Yes / No)
1	Disposable Bite Block	PP	Yes
2	Strap	Spandex Yarn	Yes

5. Cautions

- To be used by professional operators only
- Choose the correct type for your patient
- The bite blocks are not sterilized by manufacturer
- Only for single use, must be disposed of after use
- Keep away from moisture.

6. Operation

6.1 Check before use

- If the package is sealed completely
- Open the pouch and check for damages. Do not use the item if damaged. Contact Endoaccess or your distributor for exchange

Disposable Bite Block

6.2 Before the operation

Select the model to according to different needs to avoid any harms of patients.

7. Sterilization/Cleaning

- Bite blocks are delivered non-sterilized
- Bite blocks do not need to be sterilized before use
- For single use only

8. Validity period

Ten years

9. Storage

- To be stored indoors and kept in a clean and dry environment
- Avoid direct sunlight.

10. User

Professional and clinical experienced operators only

11. Repairing and Complaints

- Do not use the instrument if the specified sterilization date on the label has expired
- Instrument must not be repaired

12. Legal Foundation

The Law of the European Union is applied.











13. Product Support

In case of questions or difficulties concerning our instruments please contact the local distributors or the **Endoaccess GmbH** directly during regular working hours.

Adress: Feldriethe 1, 30826 Garbsen, Germany

Phone +49 5131 4422 610, Fax +49 5131 4422 622

14. Symbols

	Non-Sterile		Keep away from sunlight
	Use by	LOT	Lot number
	Manufacturer		Date of manufacture
	Keep dry		Do not use if package is damaged
	Give attention to IFU	REF	Item number
	Do not resterilize		Do not reuse
MD	Medical Device		

15. Disposal

After use, dispose the instrument and packaging according to the regulations of the hospital or local waste law!



Endoaccess GmbH, Feldriethe 1, 30826 Garbsen, Germany
 info@endoaccess.de www.endoaccess.de