

## Instructions for use

### 1. Intended Use

The disposable cleaning brush is a commonly used instrument for endoscopy. It is used for cleaning the working channel of the endoscope and to ensure and improve the visibility of the equipment for clinical diagnosis and application.

**The instruments can only be used with an endoscope or an instrument that is equipped with a working channel.**

**These instruments are not meant for any other purpose!**

**Do not work with damaged instruments!**

This instruction is intended to assist the user in using the disposable cleaning brush as intended, to describe their use and thus provide a higher degree of safety for the operation.

### 2. Design

Endoaccess GmbH supplies various designs of disposable cleaning brushes. Information on the range of sizes available may be obtained directly from us or the main catalogue.

### 3. Before use

Please study these instructions carefully before using the disposable cleaning brush. Inspect the instrument for defects and damages after removing it from the pouch. If damages or defects are detected in this inspection, the instrument must not be used on the endoscope and must immediately be returned to Endoaccess GmbH for inspection by an expert.

- **Cleaning brushes are not sterilized by manufacturer**
- **For single use only**
- **To be disposed of after use**

### 4. Handling

4.1 Inserting the disposable cleaning brush into the endoscope:

Consider the appropriate diameters of disposable cleaning brush and working channels (see "Table 1").

4.2 Types

Endoaccess GmbH offers disposable cleaning brushes in two different models of 2.4 and 1.8 to match with corresponding endoscope model.

Table 1: Model list

No.	Product components	Material	Materials of body contact (Yes/No)
1	Head	Stainless steel and Nylon	No
2	Tube	Inner: Stainless steel	No
		Outer: PTFE	No
3	Bend protection	PTFE	No

### 4.3 Products structure

Disposable cleaning brushes consist of four components: head, tube, bend protection and handle. Please refer to illustration 1.

- 1 Brush head
- 2 Tube
- 3 Bend protection



No.	Product components	Material	Materials of body contact (Yes/No)
1	Head	Stainless steel and Nylon	No
2	Tube	Inner: Stainless steel	No
		Outer: PTFE	No
3	Bend protection	PTFE	No

### 5. Contraindication

- To be used by professional operators only
- Do not use on patients if the surgery endangers the patient's life
- Avoid any unsafe situations such as connecting to rated high frequency voltage.

### 6. Cautions

- To be used by professional operators only
- Be aware of type, function and working channel diameter of the disposable cleaning brush. The diameter of the working channel must be bigger than the outer diameter of the brush head.  
Example: Diameter of the disposable cleaning brush model of EA-S24DB22, the outer diameter of the tube is 2.4mm. Diameter of the working channel must be 2.8mm or bigger. Length 2200 mm. Refer to the product specifications in table 2.

Table 2: Specifications

Model	Scope range	Note
EA-S24DB22	Working channel diameter > or = 2.8mm	

- Cleaning brushes are not sterilized by manufacturer
- For single use only, to be disposed of after use
- Reprocessing or reuse of the products cannot guarantee the quality of the sterilization or the tolerance of the products. This may result in infections or injuries to patients. For single use only.
- The product must be used with endoscope, cannot be used alone
- Keep away from moisture.

For further information regarding dimensions please refer to the **Endoaccess GmbH** main catalogue.

## Instructions for use

### 7. Operation

#### 7.1 Check before use

- The sealing of the packaging
- Open the packaging and check the instrument for damages. Do not use the item if damaged. Contact Endoaccess or your distributor for exchange

#### 7.2 Operation

- Open the packaging and use device according to IFU
- Insert the disposable cleaning brush to clean the working channel of the endoscope
- When finished pull out slowly to avoid damages of the equipment

### 8. Sterilization/Cleaning

- Disposable cleaning brushes are delivered non-sterilized
- Device does not have to be sterilized before use
- For single use only

### 9. Period of use

Ten years

### 10. Storage

- To be stored indoors and kept in clean and dry environment
- Avoid direct sunlight.

### 11. User

To be used by professional operators only

### 12. Repairing and complaints

Disposable devices are

- are not to be used if expiration date has been exceeded
- not to be repaired

### 13. Legal Foundation

The Law of the European Union is applied.











### 14. Product Support

In case of questions or difficulties concerning our instruments please contact the local distributors distributors or the **Endoaccess GmbH** directly during regular working hours.

Adress: Feldriethe 1, 30826 Garbsen, Germany

Phone +49 5131 4422 610, Fax +49 5131 4422 622

### 15. Symbols

	Non-Sterile		Keep away from sunlight
	Use by	<b>LOT</b>	Lot number
	Manufacturer		Date of manufacture
	Keep dry		Do not use if package is damaged
	Give attention to IFU	<b>REF</b>	Item number
	Do not resterilize		Do not reuse
<b>MD</b>	Medical Device		

### 16. Disposal

After use, dispose of the instrument and packaging according to the regulations of the hospital or local waste law!



Endoaccess GmbH, Feldriethe 1, 30826 Garbsen, Germany  
info@endoaccess.de www.endoaccess.de

